



2020

Community Engagement Survey Results

The Virgin Islands Police Department (VIPD) is committed to building trust and establishing partnerships throughout the Territory.

Survey Overview

A survey is a research tool used to obtain specific information and gain insight from a targeted group. The community engagement survey was used as a platform for organizational development to assess the community's perspectives on police services, community needs, and suggestions for areas of improvement.

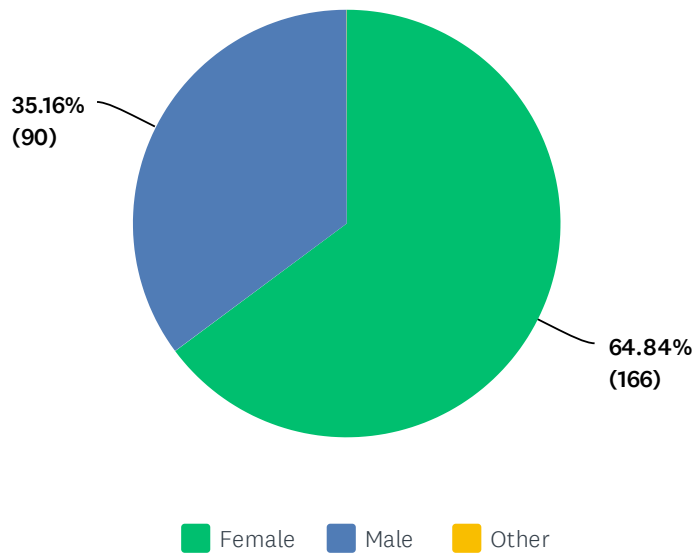
The VIPD conducted a six-week survey from mid-September through October 31, 2020. The survey was offered online and advertised through multiple media forums throughout the Territory. By the end of the period, the VIPD received 259 responses.

**SURVEY
RESULTS ARE IN!**



Q1 What is your gender?

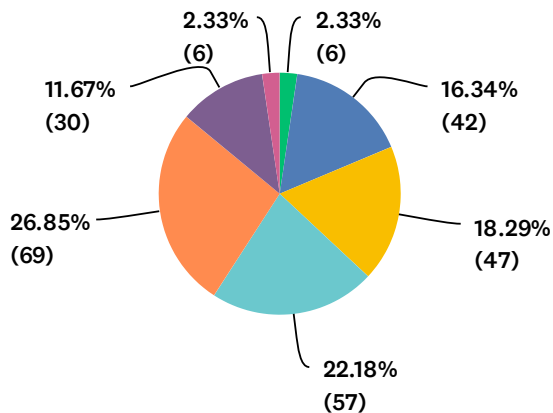
Answered: 256 Skipped: 3



ANSWER CHOICES	RESPONSES	
Female	64.84%	166
Male	35.16%	90
Other	0.00%	0
TOTAL		256

Q2 What is your age?

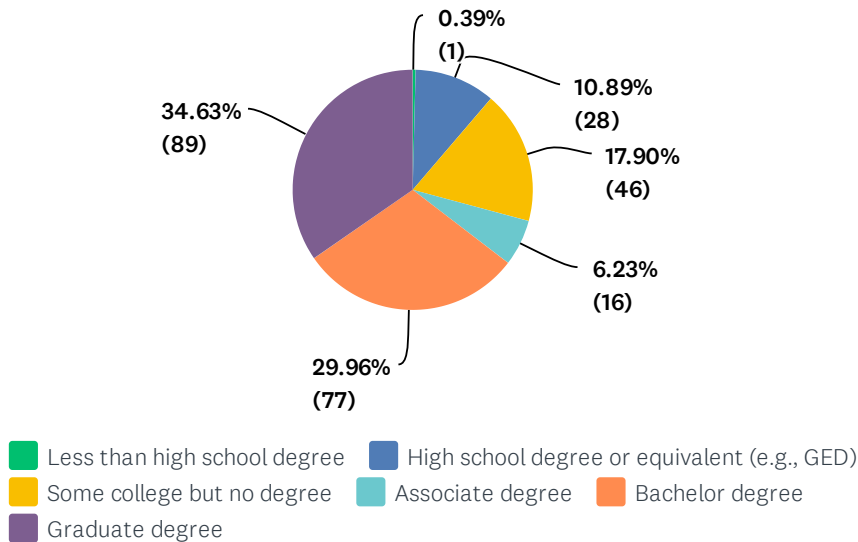
Answered: 257 Skipped: 2



ANSWER CHOICES	RESPONSES	
18 to 24	2.33%	6
25 to 34	16.34%	42
35 to 44	18.29%	47
45 to 54	22.18%	57
55 to 64	26.85%	69
65 to 74	11.67%	30
75 or older	2.33%	6
TOTAL		257

Q3 What is the highest level of school you have completed or the highest degree you have received?

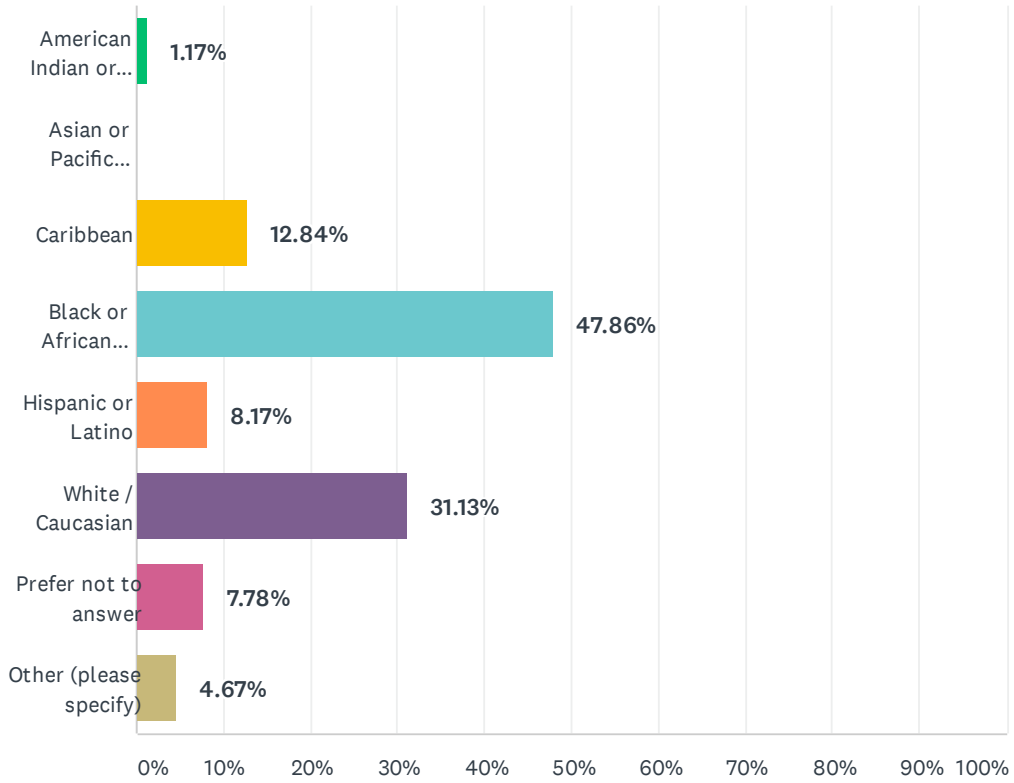
Answered: 257 Skipped: 2



ANSWER CHOICES	RESPONSES	
Less than high school degree	0.39%	1
High school degree or equivalent (e.g., GED)	10.89%	28
Some college but no degree	17.90%	46
Associate degree	6.23%	16
Bachelor degree	29.96%	77
Graduate degree	34.63%	89
TOTAL		257

Q4 What is your ethnicity? (Please select all that apply.)

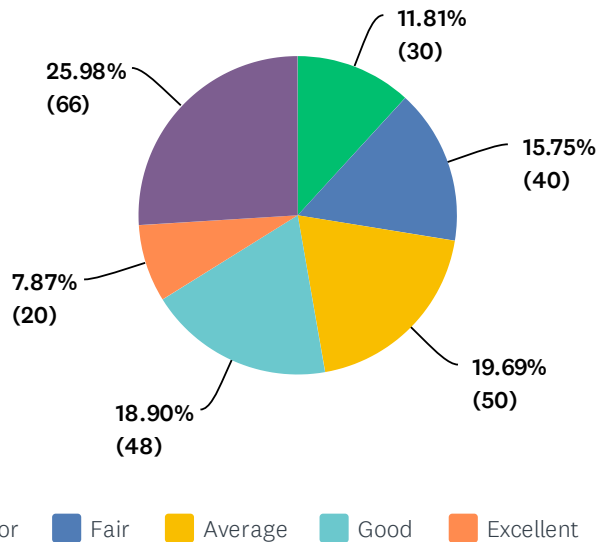
Answered: 257 Skipped: 2



ANSWER CHOICES	RESPONSES	
American Indian or Alaskan Native	1.17%	3
Asian or Pacific Islander	0.00%	0
Caribbean	12.84%	33
Black or African American	47.86%	123
Hispanic or Latino	8.17%	21
White / Caucasian	31.13%	80
Prefer not to answer	7.78%	20
Other (please specify)	4.67%	12
Total Respondents: 257		

Q5 How would you describe your interaction with the Virgin Islands Police Department within the past year?

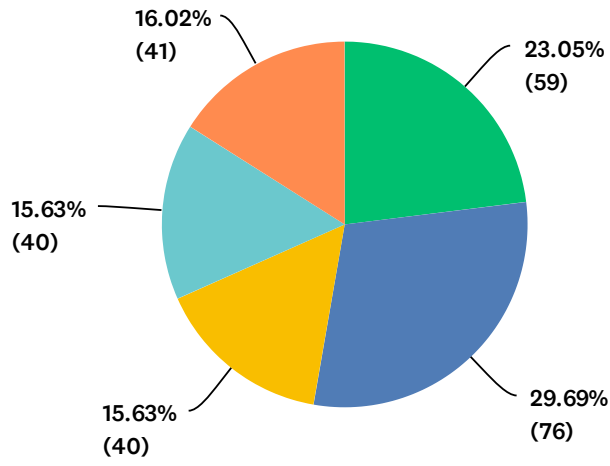
Answered: 254 Skipped: 5



	POOR	FAIR	AVERAGE	GOOD	EXCELLENT	N/A	TOTAL	WEIGHTED AVERAGE
Rating	11.81% 30	15.75% 40	19.69% 50	18.90% 48	7.87% 20	25.98% 66	254	2.94

Q6 Police presence meets the needs of my community.

Answered: 256 Skipped: 3

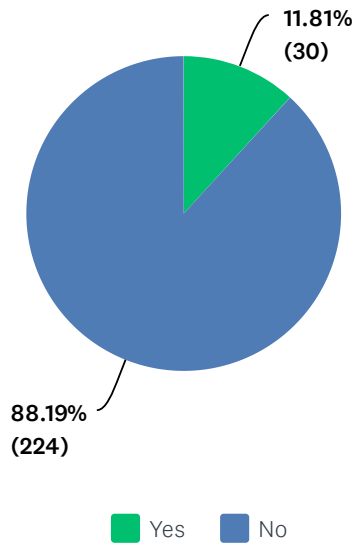


■ Strongly Disagree
 ■ Disagree
 ■ Not Sure
 ■ Agree
 ■ Strongly Agree

	STRONGLY DISAGREE	DISAGREE	NOT SURE	AGREE	STRONGLY AGREE	TOTAL	WEIGHTED AVERAGE
Rating	23.05% 59	29.69% 76	15.63% 40	15.63% 40	16.02% 41	256	2.72

Q7 Does your community have a Neighborhood Watch program?

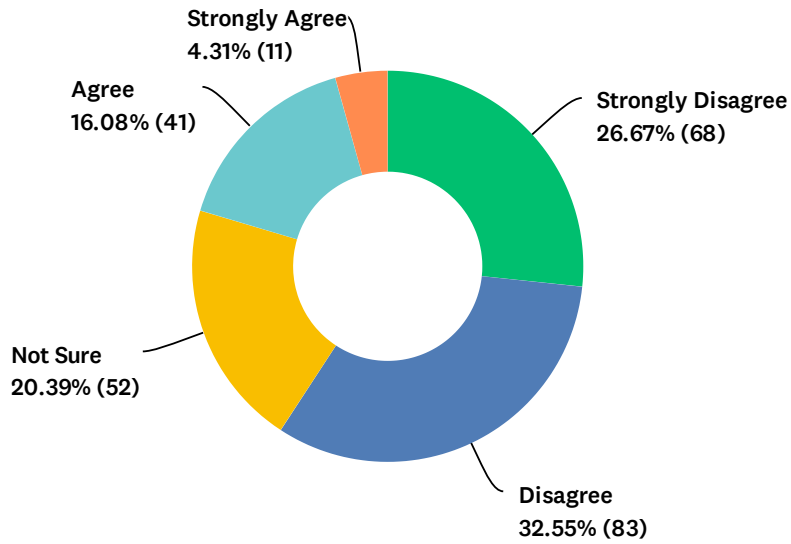
Answered: 254 Skipped: 5



ANSWER CHOICES	RESPONSES	
Yes	11.81%	30
No	88.19%	224
TOTAL		254

Q8 Traffic enforcement meets the needs of the community.

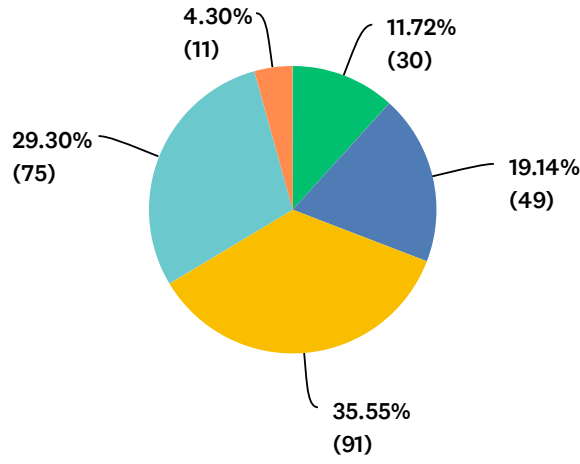
Answered: 255 Skipped: 4



	STRONGLY DISAGREE	DISAGREE	NOT SURE	AGREE	STRONGLY AGREE	TOTAL	WEIGHTED AVERAGE
Rating	26.67% 68	32.55% 83	20.39% 52	16.08% 41	4.31% 11	255	2.39

Q9 Police officers respect the rights of people and treat people fairly.

Answered: 256 Skipped: 3

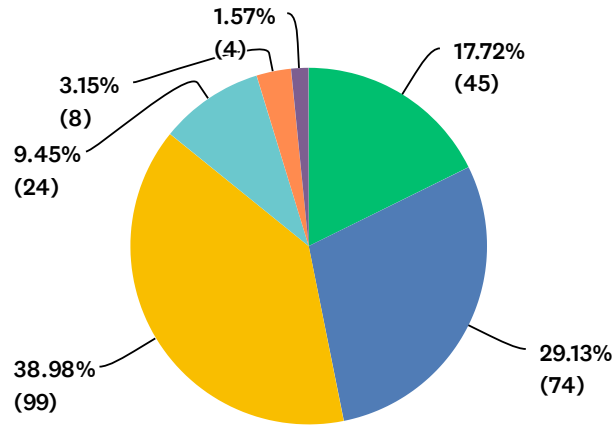


■ Strongly Disagree
 ■ Disagree
 ■ Not Sure
 ■ Agree
 ■ Strongly Agree

	STRONGLY DISAGREE	DISAGREE	NOT SURE	AGREE	STRONGLY AGREE	TOTAL	WEIGHTED AVERAGE
Rating	11.72% 30	19.14% 49	35.55% 91	29.30% 75	4.30% 11	256	2.95

Q10 Police officers patrol business areas regularly.

Answered: 254 Skipped: 5

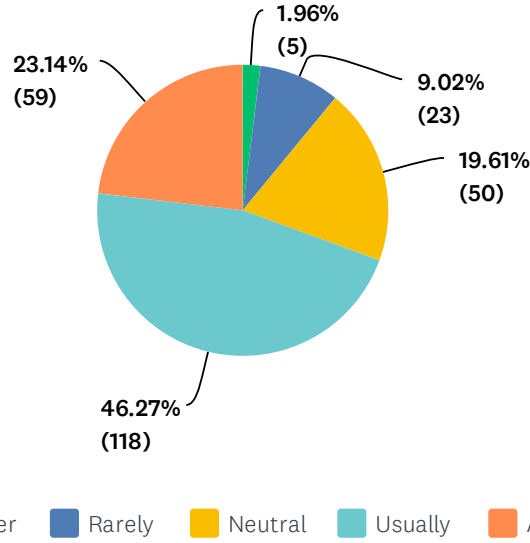


■ Strongly Disagree
 ■ Disagree
 ■ Not Sure
 ■ Agree
 ■ Strongly Agree
 ■ N/A

	STRONGLY DISAGREE	DISAGREE	NOT SURE	AGREE	STRONGLY AGREE	N/A	TOTAL	WEIGHTED AVERAGE
Rating	17.72% 45	29.13% 74	38.98% 99	9.45% 24	3.15% 8	1.57% 4	254	2.50

Q11 When I encounter employees and/or officers of the VIPD, they look professional in appearance.

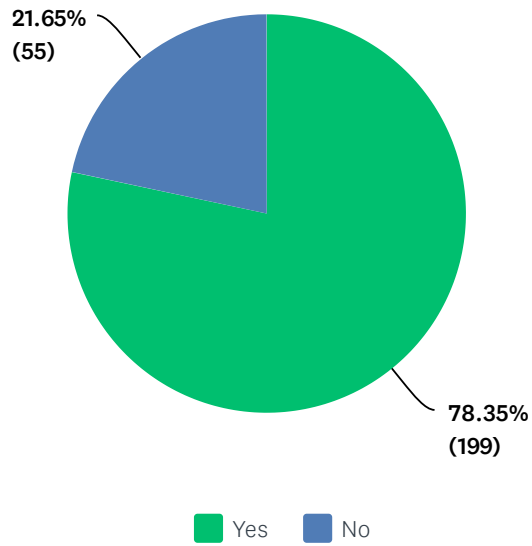
Answered: 255 Skipped: 4



	NEVER	RARELY	NEUTRAL	USUALLY	ALWAYS	TOTAL	WEIGHTED AVERAGE
Rating	1.96% 5	9.02% 23	19.61% 50	46.27% 118	23.14% 59	255	3.80

Q12 I feel safe in my home?

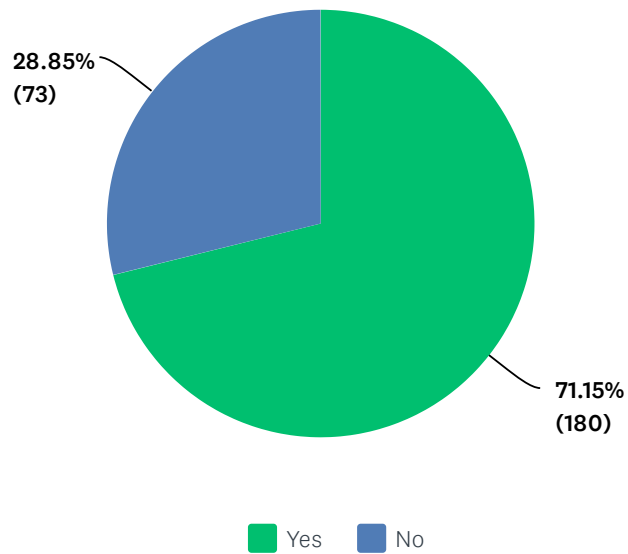
Answered: 254 Skipped: 5



ANSWER CHOICES	RESPONSES	
Yes	78.35%	199
No	21.65%	55
TOTAL		254

Q13 I feel safe when shopping and/or eating out at restaurants.

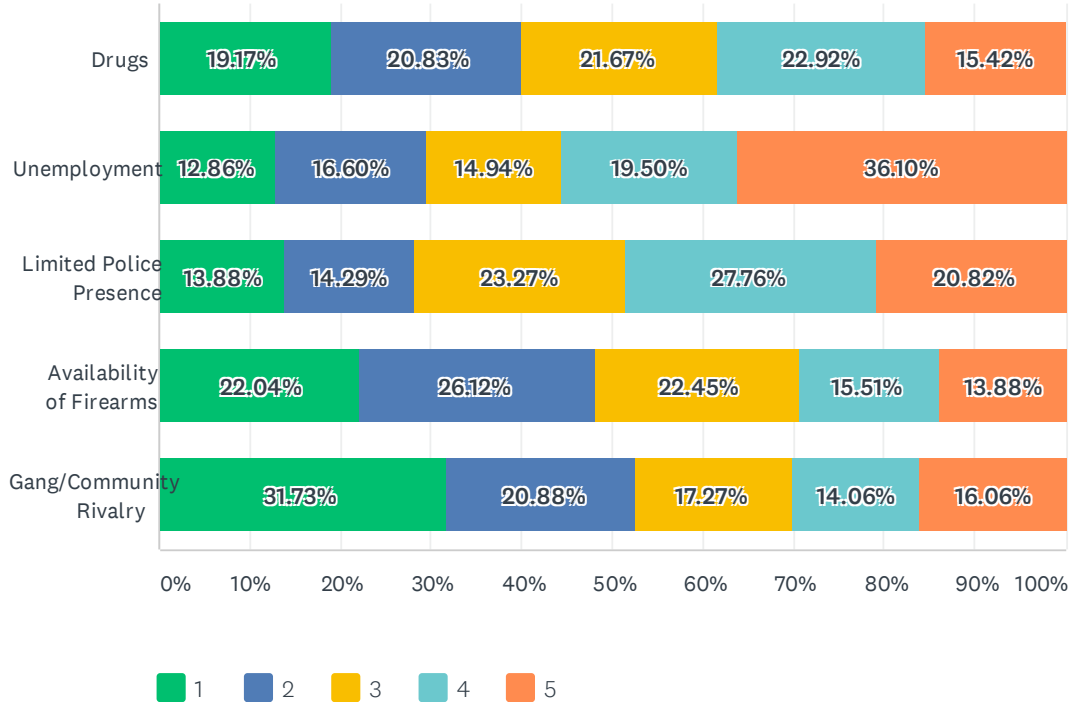
Answered: 253 Skipped: 6



ANSWER CHOICES	RESPONSES	
Yes	71.15%	180
No	28.85%	73
TOTAL		253

Q14 What are the contributing factors to crime over the past two years? Please rank.

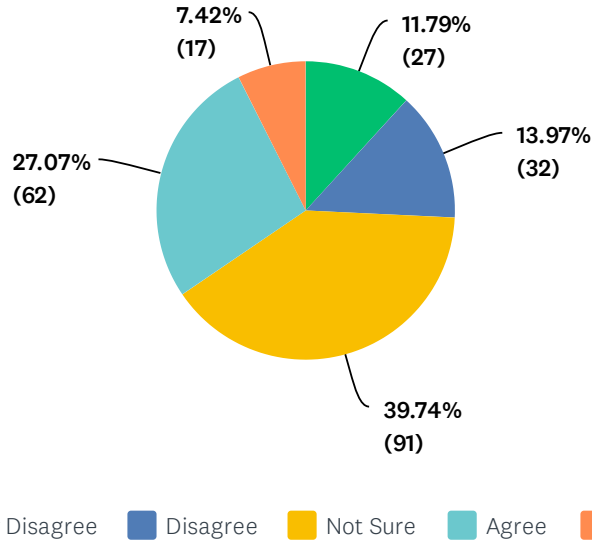
Answered: 254 Skipped: 5



	1	2	3	4	5	TOTAL	SCORE
Drugs	19.17% 46	20.83% 50	21.67% 52	22.92% 55	15.42% 37	240	3.05
Unemployment	12.86% 31	16.60% 40	14.94% 36	19.50% 47	36.10% 87	241	2.51
Limited Police Presence	13.88% 34	14.29% 35	23.27% 57	27.76% 68	20.82% 51	245	2.73
Availability of Firearms	22.04% 54	26.12% 64	22.45% 55	15.51% 38	13.88% 34	245	3.27
Gang/Community Rivalry	31.73% 79	20.88% 52	17.27% 43	14.06% 35	16.06% 40	249	3.38

Q15 The officers/employees of the Virgin Islands Police Department care about the community.

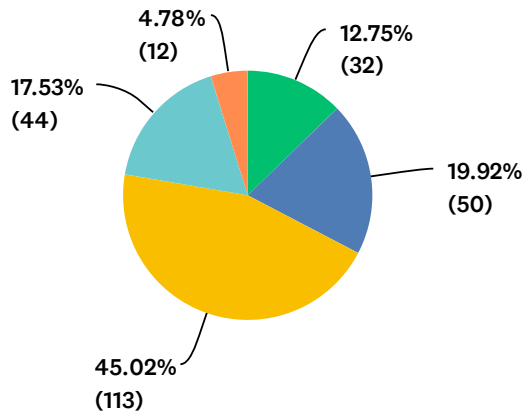
Answered: 229 Skipped: 30



	STRONGLY DISAGREE	DISAGREE	NOT SURE	AGREE	STRONGLY AGREE	TOTAL	WEIGHTED AVERAGE
Rating	11.79% 27	13.97% 32	39.74% 91	27.07% 62	7.42% 17	229	3.04

Q16 The Virgin Islands Police Department welcomes input/suggestions from the community.

Answered: 251 Skipped: 8

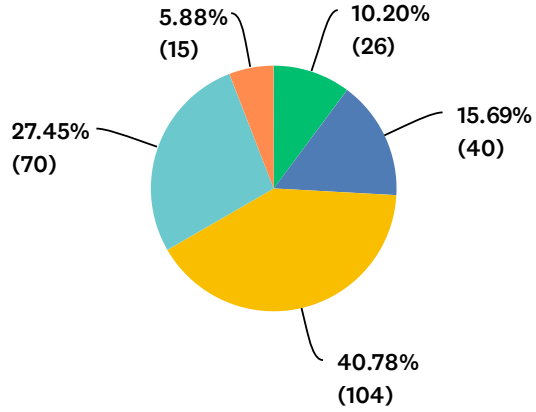


■ Strongly Disagree
 ■ Disagree
 ■ Neither agree or disagree
 ■ Agree
■ Strongly Agree

	STRONGLY DISAGREE	DISAGREE	NEITHER AGREE OR DISAGREE	AGREE	STRONGLY AGREE	TOTAL	WEIGHTED AVERAGE
Rating	12.75% 32	19.92% 50	45.02% 113	17.53% 44	4.78% 12	251	2.82

Q18 I feel the current leadership of the Virgin Islands Police Department is striving to make a positive change in the community.

Answered: 255 Skipped: 4

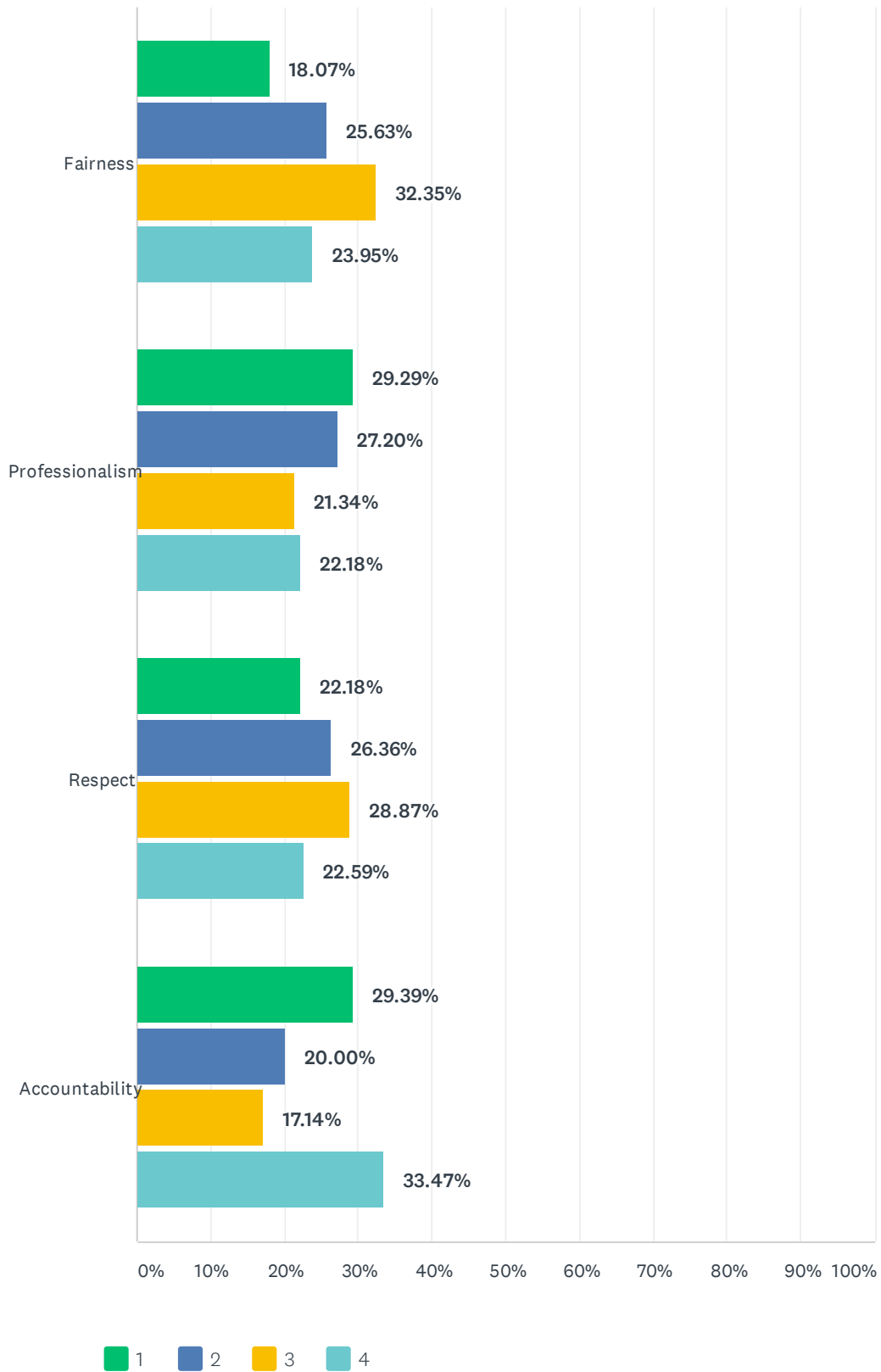


■ Strongly Disagree
 ■ Disagree
 ■ Neither agree or disagree
 ■ Agree
■ Strongly Agree

	STRONGLY DISAGREE	DISAGREE	NEITHER AGREE OR DISAGREE	AGREE	STRONGLY AGREE	TOTAL	WEIGHTED AVERAGE
Rating	10.20% 26	15.69% 40	40.78% 104	27.45% 70	5.88% 15	255	3.03

Q19 Which values do you think are most significant for an officer/employee of the VIPD?

Answered: 254 Skipped: 5

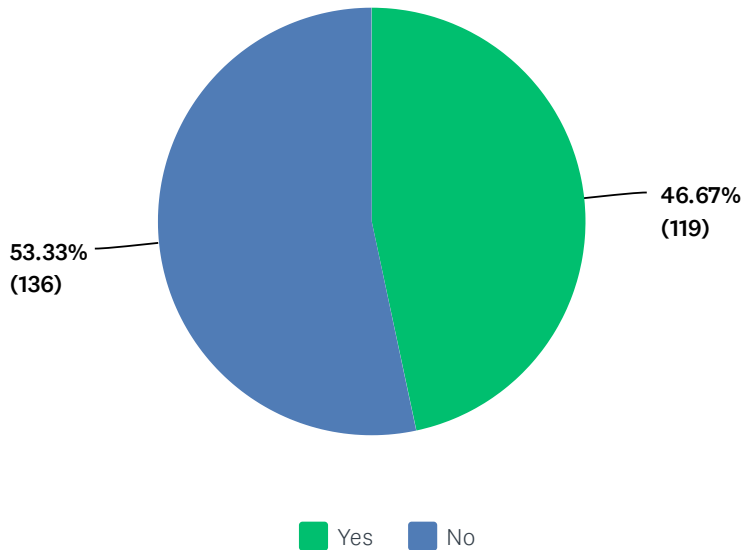


Community Engagement

	1	2	3	4	TOTAL	SCORE
Fairness	18.07% 43	25.63% 61	32.35% 77	23.95% 57	238	2.38
Professionalism	29.29% 70	27.20% 65	21.34% 51	22.18% 53	239	2.64
Respect	22.18% 53	26.36% 63	28.87% 69	22.59% 54	239	2.48
Accountability	29.39% 72	20.00% 49	17.14% 42	33.47% 82	245	2.45

Q20 Would you be interested in a Citizens Academy to learn more about the Virgin Islands Police Department?

Answered: 255 Skipped: 4



ANSWER CHOICES	RESPONSES	
Yes	46.67%	119
No	53.33%	136
TOTAL		255

The VIPD would like to thank each of the 259 respondents who participated in the community engagement survey. Community feedback is important and aids in strengthening our service to the people we serve daily. We also appreciate you taking the time to review the survey results.



U.S. Virgin Islands Police Department

Serving: **St. Croix District and St. Thomas/St. John District**